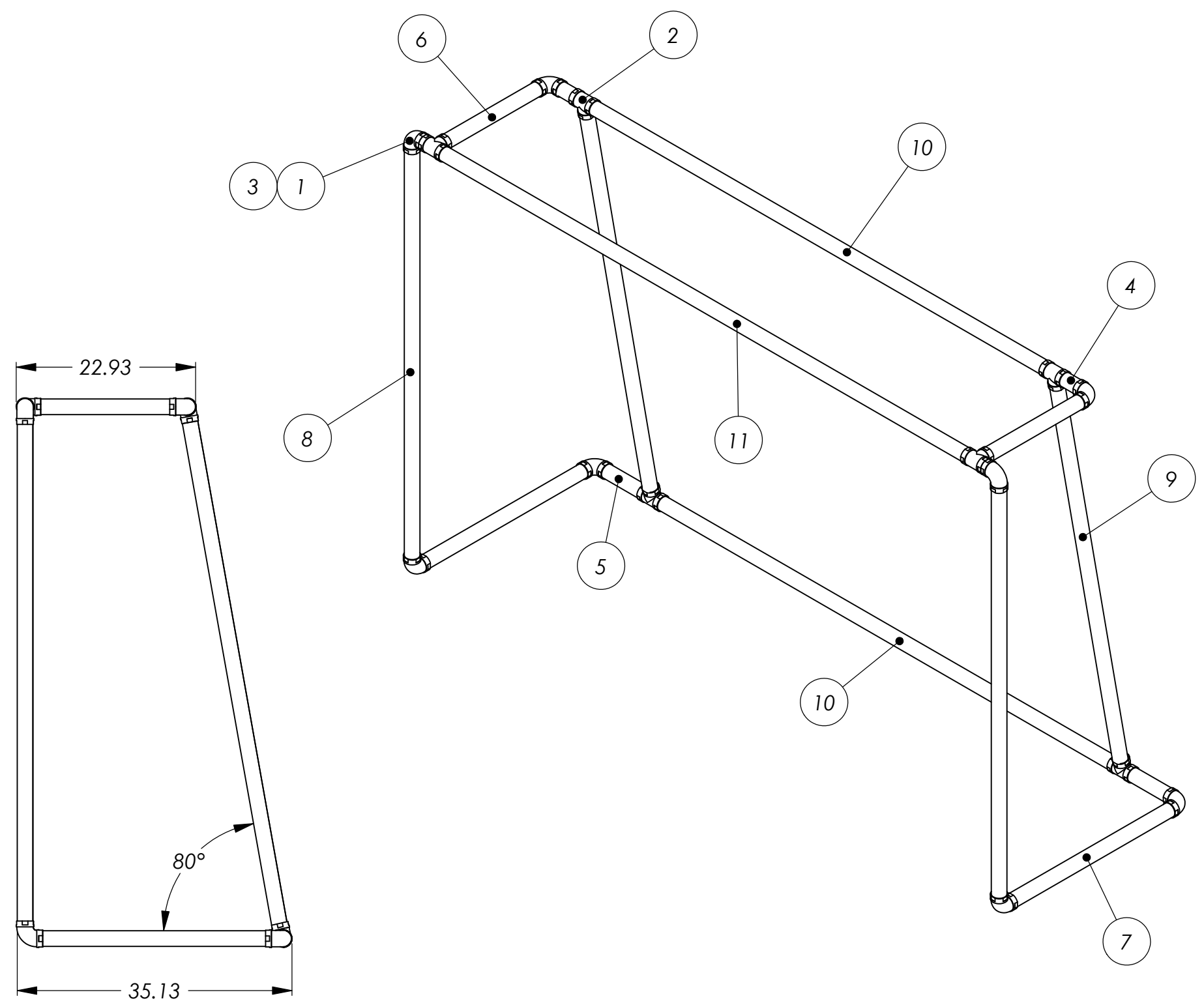

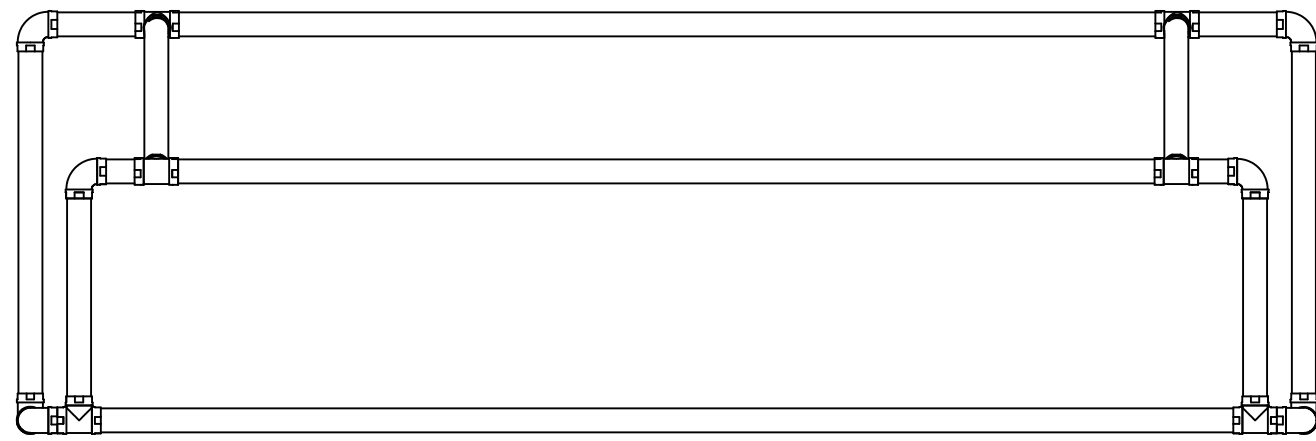


Broomball Practice Net 2" Schedule 40 PVC Pipe



ITEM#	QTY.	DESCRIPTION	LTH.
1	8	90 DEGREE ELBOW, 2" DIAMETER SCHEDULE 40 PVC	-
2	6	3-WAY TEE, 2" DIAMETER SCHEDULE 40 PVC	-
3	2	2" DIAMETER SCHEDULE 40 PVC	1.50
4	2	2" DIAMETER SCHEDULE 40 PVC	4.00
5	2	2" DIAMETER SCHEDULE 40 PVC	8.00
6	2	2" DIAMETER SCHEDULE 40 PVC	18.00
7	2	2" DIAMETER SCHEDULE 40 PVC	30.00
8	2	2" DIAMETER SCHEDULE 40 PVC	65.00
9	2	2" DIAMETER SCHEDULE 40 PVC	66.50
10	2	2" DIAMETER SCHEDULE 40 PVC	82.88
11	1	2" DIAMETER SCHEDULE 40 PVC	96.00

Assembly Instructions:

- 1.) Cut all item from B.O.M. to length
- 2.) Do not glue items before assembly
- 3.) Dry assemble all pieces together as shown
- 4.) Dis-Assemble pieces and correct mistakes
- 5.) For collapsible net - Do not glue items #8 & #9
- 6.) Apply PVC cement and re-assemble